

WARHAMMER  
40,000

# FIRE WARRIOR



MATURE 17+

**M**

CONTENT RATED BY  
ESRB

Instruction Manual

**THQ**



**WARNING: READ BEFORE USING YOUR PLAYSTATION®2 COMPUTER ENTERTAINMENT SYSTEM.**

A very small percentage of individuals may experience epileptic seizures when exposed to certain light patterns or flashing lights. Exposure to certain patterns or backgrounds on a television screen or while playing video games, including games played on the PlayStation 2 console, may induce an epileptic seizure in these individuals. Certain conditions may induce previously undetected epileptic symptoms even in persons who have no history of prior seizures or epilepsy. If you, or anyone in your family, has an epileptic condition, consult your physician prior to playing. If you experience any of the following symptoms while playing a video game—dizziness, altered vision, eye or muscle twitches, loss of awareness, disorientation, any involuntary movement, or convulsions—IMMEDIATELY discontinue use and consult your physician before resuming play.

**WARNING TO OWNERS OF PROJECTION TELEVISIONS:**

Do not connect your PlayStation 2 console to a projection TV without first consulting the user manual for your projection TV, unless it is of the LCD type. Otherwise, it may permanently damage your TV screen.

**USE OF UNAUTHORIZED PRODUCT:**

The use of software or peripherals not authorized by Sony Computer Entertainment America may damage your console and/or invalidate your warranty. Only official or licensed peripherals should be used in the controller ports or memory card slots.

**HANDLING YOUR PLAYSTATION 2 FORMAT DISC:**

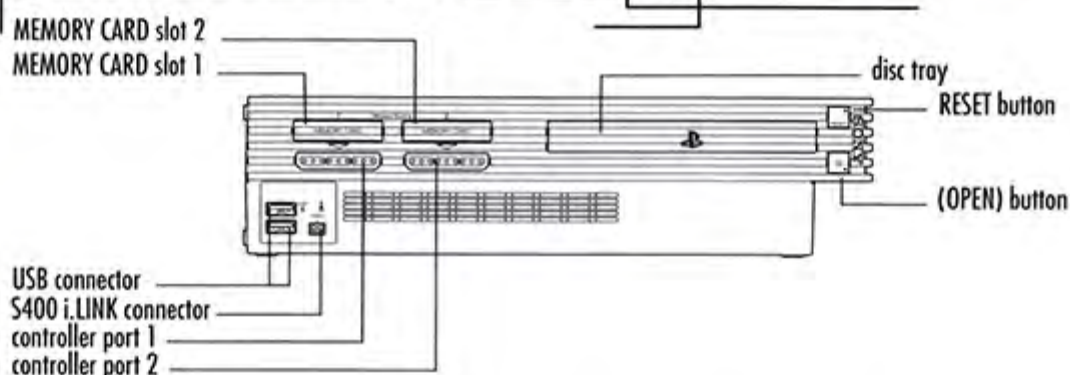
- This disc is intended for use only with PlayStation 2 consoles with the NTSC U/C designation.
- Do not bend it, crush it or submerge it in liquids.
- Do not leave it in direct sunlight or near a radiator or other source of heat.
- Be sure to take an occasional rest break during extended play.
- Keep this compact disc clean. Always hold the disc by the edges and keep it in its protective case when not in use. Clean the disc with a lint-free, soft, dry cloth, wiping in straight lines from center to outer edge. Never use solvents or abrasive cleaners.

# CONTENTS

Getting Started .....	2
Controls .....	3
The Tau .....	4
Your Trial by Fire .....	5
Main Menu .....	6
The HUD .....	7
Single Player .....	9
Weapons .....	11
Multiplayer .....	15
Saving and Loading .....	22
Hints and Tips .....	23
Credits .....	24
Online User Agreement .....	28
Limited Warranty .....	29



## GETTING STARTED



Set up your PlayStation®2 computer entertainment system according to the instructions in its instruction manual. Make sure the MAIN POWER switch (located in the back of the console) is turned on. Press the RESET button. When the power indicator lights up, press the OPEN button and the disc tray will open. Place the *Warhammer® 40,000: Fire Warrior™* disc on the disc tray with the label side facing up. Press the OPEN button again and the disc tray will close. Attach game controllers and other peripherals, as appropriate. Follow on-screen instructions and refer to this manual for information on using the software.

### **Analog Controller**

*Warhammer 40,000: Fire Warrior* requires a DUALSHOCK®2 analog controller set in analog mode (indicator: red). For single-player, the controller should be connected to controller port 1, for two-player insert the additional controller in controller port 2. When vibration is set to ON, the controller may vibrate if you are hit or when you fire a weapon. You can turn vibration ON or OFF in the settings menu.

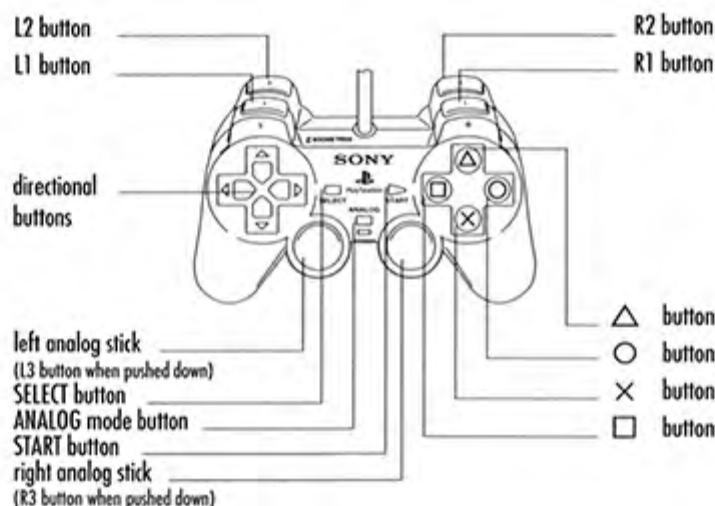
### **Memory Cards**

To save game settings and progress, insert a Memory card (8MB) (for PlayStation®2) into MEMORY CARD slot 1 of your PlayStation 2. You can load saved game data from the same card, or any memory card (8MB) containing previously saved *Warhammer 40,000: Fire Warrior* games. For more information, see SAVING AND LOADING on page 23.

## CONTROLS

←/→ Directional buttons/Left analog stick    Highlight Menu Item  
 ⊗ button    Select/Choose Highlighted Item  
 △ button    Cancel/Return to Previous Menu

### DUALSHOCK®2 ANALOG CONTROLLER CONFIGURATIONS



### BUTTON

### ACTION

Directional button ←	Equip Sword
Left analog stick	Move Forward or Back, Strafe Left or Right
Right analog stick	Turn Left/Right, Look Up/Down
⊗ button	Action (Scope Mode: Zoom Out)
○ button	Reload
△ button	Throw Grenade (Scope Mode: Zoom In)
□ button	Swap Weapons/Sheath Sword
□ button (hold)	Pick Up Weapon
L1 button	Jump
L2 button	Crouch
L3 button	Center View
R1 button	Primary Fire
R2 button	Secondary Fire
▶ button	Pause Game
START button	Switch Infrared Vision On/Off

**Please Note:** Other configurations are available in the *OPTIONS* screen.

## THE TAU

The alien race known as the Tau inhabit an area of space near the eastern fringe of the galaxy and are a young, dynamic race, with highly advanced weaponry and technology. Though less than two thousand years old, their fledgling empire is rapidly expanding into space and encountering all the elder races of the galaxy. In galactic terms their empire is small, based around a densely packed globular cluster of stars, which enables the Tau to travel between them without many of the dangers normally associated with warp travel. The Tau Empire also encompasses several alien races who have been subsumed into the empire voluntarily or whose services are bought through trade agreements.

Tau civilization is based around a rigid system of castes, each relating to the four elements of nature—fire, water, air and earth—which dictate a Tau's particular role within their society, be it warrior, bureaucrat, pilot or worker. Their rulers form a mysterious fifth caste, translated as the Ethereal, who bind the other castes together. The Tau Empire is ruled by the concept that it is only right and noble for the individual to set their own desires aside to work together for the greater good of the empire.

But now a violent incident in the outer colonies threatens to cast Tau against Humans again. The great leader Ko'vash—one of the Ethereal caste—has been abducted by Imperial Warriors.

Armed with a pulse rifle, intelligent armor, and a burning desire for justice, you prepare to drop into one of the Human colony worlds on an extraction mission.

Your comrades sound their battle cry: "For the greater good!"

Fire and fortune go with you.

## YOUR TRIAL BY FIRE

You are Kais, a warrior of the Fire caste. Trained for combat and stealth infiltration, you are now ready to prove your worth in your first vital mission.

Our latest intel reveals a possible location, and so Fire teams are being dropped to attempt a rescue mission. As this is your first real combat, this shall act as your Trial by Fire. Should you survive your Trial you will be promoted.

### Tau Ranking

**Shas'la**—Line trooper

**Shas'ui**—Qualified to use full battlesuit

**Shas'el**—Commander

You must fight well and for the greater good. We have to rescue the Ethereal before it is too late.

Good luck Fire Warrior.

## MAIN MENU

The Main Menu options are:

**Single Player**—Start a new game or continue a saved game already in progress. For more information go to page 9.

**Multiplayer**—You can access multiplayer and online games here. For more information see page 15.

**Options**—Customize the game with the following options:

**Audio**—Raise and lower the game volume level. Also choose sound modes (mono, stereo, flipped stereo or surround).

**Video**—Adjust various video options such as turning widescreen on to take advantage of a 16x9 aspect ratio set, centering game screen and calibrating colors.

**Controls**—There are various control configurations to choose from. Pick the one that best suits your thumbs. You can also toggle Y axis invert, vibration and auto aim on/off.

**Change Profile**—This allows four different players to save their progress. Each profile stores its own option settings and game progression, allowing four different players to use a single save.

**Confirm**—Save settings and returns you to the Main Menu.

**Extra**—Unlock special items in the game for many extras and bonuses.





# THE HUD



- |                    |                             |
|--------------------|-----------------------------|
| 1. Keys Collected  | 9. Primary Weapon           |
| 2. Countdown       | 10. Secondary Weapon        |
| 3. Objectives      | 11. Weapon on Ground        |
| 4. Aim Point       | 12. Weapon Pick-up          |
| 5. Health Bar      | 13. Message Bar             |
| 6. Shield          | 14. Damage Indicators       |
| 7. Ammo in Weapon  | 15. Infrared Vision Battery |
| 8. Ammo in Reserve | 16. Grenades                |

The HUD (heads-up display) is an essential tool for your survival of this Trial by Fire and must be monitored at all times! It provides invaluable and vital information detailed below:

The **Keys Collected** shows which keys you have picked up during that particular level. Keys are required to access some areas.

The **Countdown** shows the time remaining and is displayed when necessary.

The **Objectives** will tell you when you have new objectives or when your current objectives have been completed.

The **Aim Point** is at the center of the screen. When you pass this over a target, your aim will lock on the center of the target and the aim point will change appearance.

The **Health Bar** displays remaining health.

The **Shield** displays remaining armor shield.

The **Ammo in Weapon** display shows the ammunition remaining in the magazine of your currently selected weapon.

The **Ammo in Reserve** shows the total ammunition remaining for the currently selected weapon.

The **Primary Weapon** shows your selected weapon.

The **Secondary Weapon** shows the weapon you are carrying in your other hand.

The **Weapon on Ground** appears if you are standing over a weapon.

The **Weapon Pick-up** tells you how to pick up that weapon.

The **Message Bar** will show you radio messages and other information.

The **Damage Indicators** will light up if you take hits. They will show the quadrant from which the shot came.

The **Infrared Vision Battery** indicates the amount of time this vision mode will last. Once depleted, it will recharge itself.

The **Grenades** display shows the number of grenades remaining.

## SINGLE PLAYER

Your first choice when embarking upon the single player game is to select the level of difficulty at which you wish to play. You are allowed to have three games running at once—one for each of the three difficulty levels: Easy, Normal and Hard.

**Please Note:** The Hard difficulty level can only be played if the game is beaten in Normal difficulty.

First you must choose at which difficulty level you wish to play. The screen will show you the level reached on each difficulty setting. You will then need to choose between:

**New Game**—Start an entirely new game at this difficulty level.

**Continue Game**—Continue the game you were previously playing at this difficulty level.

**Level Select**—Play a level which you have already completed at this difficulty level.

Once the game has been selected, it will load and you will be able to commence play.

### Training

If you choose New Game, you will be given the option to select Training. This will give you access to a tutorial level that will then lead into the first level of the game.

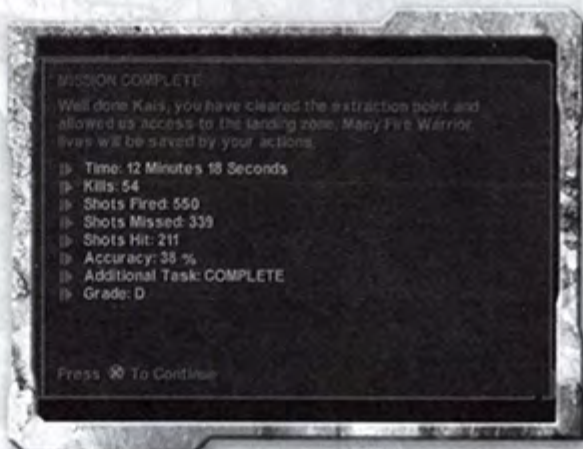
### Mission Overview

At the beginning of each level, you'll get a mission briefing and a list of your initial objectives. Objectives may be added during a mission, so watch your HUD for notification. Press the  button at any time to review your current objectives. Once you've been briefed, your mission begins.




## Level Complete Stats

Once you've completed each level, you'll receive your level complete stats and a grading of how well you did.



## Pausing the Game

Press the  button at any time to pause the game and access the following options:

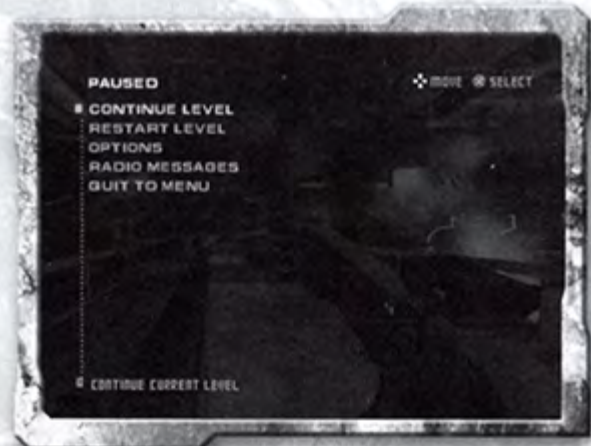
**Continue Level**—Return to Your Trial by Fire!

**Restart Level**—Return to the start of the level.


**Options**—Access the Options Menu.


**Radio Messages**—Review any previous transmissions.


**Quit to Menu**—Admit defeat and return to the Main Menu.



## WEAPONS

Throughout the game you will encounter many different types of weaponry, some the Tau manufacture and others of alien origin. As a Fire Warrior, you are honor-bound to carry a Tau weapon into battle at all times. Your primary weapon will always be one of the technologically sophisticated Tau energy weapons, but you have the ability to carry an additional weapon that you can swap as required using the  button.

If you have no guns at all, or only one, walking over a weapon will pick it up. If you walk over a weapon that is the same as a weapon you are already holding, you pick up its ammo, which is added to that weapon's ammo reserve. To RELOAD your weapon, press the  button.

If you are already carrying two weapons and then stand over a weapon type you are not currently carrying, you will be offered the chance to pick it up. Hold the  button down for a moment to pick it up and swap it with your current second weapon.

Currently, security-cleared data exists only on the following weaponry:

### Pulse Rifle

**Race:** Tau

**Profile:** The Pulse Rifle is the standard weapon for Tau Fire Warriors. The secondary fire capability gives greater accuracy to this rapid-fire weapon.

**Primary fire:** Rapid-fire

**Secondary fire:** Single-shot fire

**Range:** Medium to Long





### **Pulse Carbine**

**Race:** Tau

**Profile:** This portable assault weapon is mounted with an under-slung photon grenade launcher that can be very useful when engaging large groups of opponents.

**Primary fire:** Rapid-fire

**Secondary fire:** Single-shot fire

**Range:** Medium



### **Laspistol**

**Race:** Imperial

**Profile:** This small, single-handed weapon is accurate but lacks power. It is often encountered on opponents who utilize an additional mode of attack.

**Primary fire:** One-shot fire

**Secondary fire:** None

**Range:** Short



### **Lasgun**

**Race:** Imperial

**Profile:** This two-handed, rapid-fire weapon is the standard weapon of the Human Imperial Guard. In the hands of a skilled opponent it can be a dangerous gun to face.

**Primary fire:** Rapid-fire

**Secondary fire:** None

**Range:** Medium

### Autogun

**Race:** Imperial

**Profile:** This is a mechanical, rapid-fire weapon. Although archaic in design compared to Tau weaponry, it can cause significant damage to the unprepared in seconds.

**Primary fire:** Rapid-fire

**Secondary fire:** One-shot fire

**Range:** Medium



### Sniper Rifle

**Race:** Imperial

**Profile:** This high-impact sniper rifle has a zoom-capable scope, allowing the user to target enemies with deadly accuracy. Extreme caution is advised when facing adversaries carrying this rifle.

**Primary fire:** One-shot fire

**Secondary fire:** Scope mode

**Range:** Long



### Shotgun

**Race:** Imperial

**Profile:** The shotgun is a lethal weapon at close-quarters. Its dual-shot capability causes impressive damage, but the gun lacks accuracy at a distance.

**Primary fire:** One-shot fire

**Secondary fire:** Dual-shot fire

**Range:** Short



## Scope Mode

Scope mode lets you focus on accurate shooting. It acts like a sniper scope, permitting you to zoom in on targets. Only certain weapons (such as the sniper rifle) have a scope mode. The **R2** button turns scope mode ON and OFF if the weapon is equipped with it. While in scope mode the **△** button zooms in and the **×** button zooms out.

## Gun Emplacements

You may encounter and be able to man gun emplacements. These usually have mounted weapons that are too large to carry around. To man a gun emplacement, move next to the weapon and press the **×** button.

## Infrared Vision

The **SELECT** button switches infrared vision ON and OFF. This allows you to see in low light conditions. Your Infrared Vision system has a limited battery life before it switches off. However, the battery will slowly recharge between uses.

## Shield and Health

Your shield will protect you from damage for as long as it is active. If your shield is reduced to zero, your health will fall when you are attacked. Your shield will slowly recharge itself if left alone. You can recover lost health by picking up any Medikits you find.

## Items

You can pick up weapons and keys in order to help you complete your mission. Just walk over a key to pick it up or walk over a gun to either collect it or its ammo (see Weapons on page 11).

**Please Note:** If you walk over a new weapon and both your hands are full, you will have to hold down the **□** button momentarily until the weapon is picked up.

## Actions

If you need to perform an action, walk up to the place where you need to perform the action and press the **×** button.



## MULTIPLAYER



Warhammer 40,000: Fire Warrior offers two different ways in which you can enjoy multiplayer combat:

### Online Split Screen

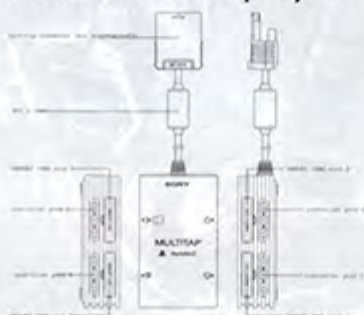
There are different hardware requirements for each of these:

#### Online

A Network Adaptor and an appropriate internet connection must be installed (see network hardware recommendations). This gaming mode requires a separate console for each player.

#### Split Screen

Two to four players may participate in a split screen game. Three or four players will require use of a multitap adaptor, which the game fully supports. This gaming mode requires the use of one console for all players.



Multitap (for PlayStation®2)

**Please Note:** It is not possible in Warhammer 40,000: Fire Warrior to combine any of these separate communication methods.

### Setting Up for Network Play

Selecting the **Online** option will load the network services and then prompt you for an appropriate network configuration.

If you have yet to create a network configuration then you should choose **Manage Network Configuration** to load the memory card network setup program.

**Please Note:** The network setup program will reboot Warhammer 40,000: Fire Warrior when it is complete.

You can select from a number of different network configurations by moving left and right. Select **Accept** to use your chosen configuration.

*Warhammer 40,000: Fire Warrior* will then attempt to start its network services and connect automatically to the internet, using your specific network configuration.



When the network services have been started, your copy of *Warhammer 40,000: Fire Warrior* will attempt to authenticate itself with DNAS.

Successful authentication will lead the player to the multiplayer options.



**Please Note:** In case of difficulty, refer to the network troubleshooting section.

## Multiplayer Options

After selecting a gaming mode and initializing any required hardware, you will be presented with three options—discussed in detail later.

### Start a New Game

(See Before the Battle—Creating a Game on page 19.)

## Join an Existing Game

(See Before the Battle—Join an Existing Game on page 20.)

## Player Setup

(See Before the Battle—Player Setup/Character Settings on page 20.)

## Multiplayer Gaming Modes

There are three different gaming modes available, which should be familiar to players of other multiplayer first person shooters.

### Deathmatch

Players compete in a head to head battle for survival of the fittest. No teams, no orders, no rules—just one winner!

### Team Deathmatch

Align yourself with the Red or Blue team and attempt to eradicate your enemy!

Highest team score takes the honors!

### Capture the Flag

Teams as above but with a higher purpose. Capture the enemy's flag and return it to your base to score. Defend your own flag as the enemy attempts the same. Highest team score takes the honors!

## Before the Battle—The Ready Room

Before players can enter battle, they have to prepare themselves in the **Ready Room**.

This is where they can adjust their character details, talk to everyone else and wait for the arrival of other players.

**Please Note:** The **Ready Room** is not available in split screen gaming.

If you have created a game (see Before the Battle—Creating a Game on page 19), then you can launch a game from here after all the other players have arrived



and signaled their readiness or the waiting time has expired and the **Force Launch** option has appeared. Launching a game takes all the participants that have signaled their readiness to the battlearena. Players joining after the game is started will be greeted with a **Launch** option instead. A player signals their readiness by the selecting the **Ready** option. This will toggle the player's readiness on and off. The player's status will be indicated in the player list shown in the **Ready Room**, along with that of the other players.

The player that created the game, hereafter referred to as the **Host** may alter the level options from here (see Before the Battle—Level Selection on page 19). Players can also change their settings (see Before the Battle—Player Setup/Character Settings on page 20) and can talk to each other via the **Enter Message** option.

Selecting the **Enter Message** options allows dialogue between players in the **Ready Room**. A keyboard display will appear and you can type messages to other players. Follow the on-screen instructions to enter your text or to select special characters.



**Please Note:** Leaving the **Ready Room** will change your status to *Unready*.

**Please Note:** A game could be started even if a player is typing a message.

**Please Note:** The keyboard display may be moved around by the right analog stick, if the player's view is obscured.



## Before the Battle— Creating a Game

Selecting the option **Start A New Game** takes you to the **Ready Room** (see Before the Battle—The Ready Room on page 17), with the top option highlighted.

## Before the Battle—Level Selection

Here you select the arena to play in and the game type to play:



- 1. Game Type**—Select from Deathmatch, Team Deathmatch or Capture the Flag.
- 2. Level**—Select which level of that type to play.
- 3. Game Name**—Name of the game.\*
- 4. Change Name**—Change the name of the game, to identify the game you are creating.\*
- 5. Score Limit**—The score at which the level will end (individual or team score).
- 6. Time Limit**—The maximum duration of a game.
- 7. Team**—The two teams that will take part (from a selection of different races).\*\*

**8. Split Screen Type**—Choose from 2 player vertical, 2 player horizontal, 3 player or 4 player. Limited by the number of controllers present.\*\*\*

**9. Accept/Launch**—Accept changes or launch a split screen game.

\*Only applicable to Online games.

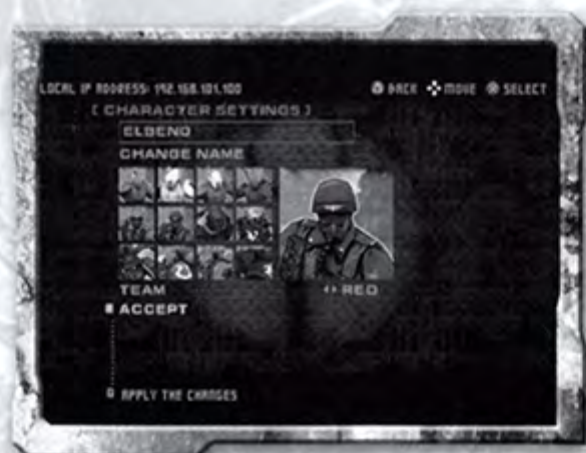
\*\*Only applicable to Team Deathmatch or Capture the Flag games.

\*\*\*Only applicable to Split Screen games.

## Before the Battle—Player Setup/Character Settings

Here you can change the name of your character and select the race that you desire.

**Please Note:** You cannot alter the race of your character in Team Deathmatch or Capture the Flag games.



## Before the Battle—Join an Existing Game

If you don't wish to create a game, then you must find one to join.

**Please Note:** This option is only applicable to Online games.

## Online

Warhammer 40,000: Fire Warrior uses the GameSpy matchmaking service in order to locate games to play.

**1. Game Type Filter**—Shows only games of a specific nature.

**2. Sort Criteria**—Sorts the game list into unsorted, alphabetical or ping (in ascending ping time order).

### 3. Active Game List—Games reported by the GameSpy server.

**Please Note:** Games that are full will not be reported.

### 4. Active Game Details—Displays more information about the selected game (game type, map, time limit, score limit and time remaining for game).

### 5. IP Address Input.

### 6. Join a Game.



This screen continually interrogates and retrieves a list of active games from the GameSpy server that can be manipulated using the Filter and Sort options. Highlight these options and move left and right to change their nature.

Highlighting then selecting the Game List box, will allow you to navigate amongst the games found. A game may only be joined when the active game details have been received and the **Join** option is highlighted. It will sometimes take a number of seconds to receive the game details, so please be patient. Moving off the current game selection will cancel retrieval of game details at any time. Pressing the **X** button while a game is highlighted with the appropriate game details will move the cursor to the **Join** option. Once **Join** is selected the player then moves to the **Ready Room**.

**Please Note:** Games that have less than one minute to run will be reported, but the player will not be allowed to join.

**Please Note:** Some games will refuse entry—this could be due to the game being terminated and GameSpy not yet being alerted to the fact. Some games may be hosted behind a secure firewall that will not allow you to connect. A good rule of thumb is that if you cannot join a game within a few seconds, you are unlikely to be able to at all.

The IP Address Input will allow you to enter the IP address of a known game. This can be useful in the event that you wish to join

a specific game with a known IP, rather than search for that game in the active games list. It will also allow games to be connected should GameSpy support ever cease.

### The Battle—Online



### The Battle—Split Screen



## SAVING AND LOADING

### Saving

Insert a memory card (8MB) (for PlayStation®2) into MEMORY CARD slot 1 of your PlayStation®2 computer entertainment system for *Warhammer 40,000: Fire Warrior* data to be saved automatically as you progress through the game.

The following data is saved during this auto-save:

- Current options



- Level completion and extras
- Multiplayer/online options and name

Make sure there is enough free space on your memory card before playing.

### **Loading**

If a memory card containing previously saved *Warhammer 40,000: Fire Warrior* data is inserted into MEMORY CARD slot 1 prior to boot-up, the saved file will be automatically loaded and may be resumed by going to the Single Player Menu, selecting a difficulty level and selecting 'Continue Game.' If a memory card containing previously saved data is not inserted prior to boot-up, you will be unable to load data.

## **HINTS AND TIPS**

**Stealth:** If you crouch, your footsteps are quieter, and enemies will not hear you coming. If you can sneak up on them when they are not looking, you can catch them by surprise.

Keep moving! A static Fire Warrior is a dead Fire Warrior!

Become accustomed to strafing. Strafing back and forth from behind a safe area is an excellent way to defeat some enemies.

Learn to circle strafe. That is continually moving around an enemy while concentrating fire on the target.

Pay attention to incoming HUD messages. You might receive some valuable information.

Check your objectives often. If you get stuck, chances are you've neglected to fulfill an objective.

If you're low on shield power, find a safe place to lay low. Your shield will regenerate after a short period of time.

Don't shoot more than you have to (i.e. conserve ammo) and don't waste the bigger weapons on the weaker enemies.

Learn how to lead your targets. It does no good to fire at the spot where the enemy was; train your fire at the spot where an enemy is going.

# CREDITS

KUJU  
ENTERTAINMENT

## Single Player Team

**Executive Producer**  
James Brooksby

**Project Manager**  
Griff Jenkins

**Lead Designer**  
David Millard

**Lead Programmers**  
Tony Francis  
Andy Younger

**Technical Architect**  
Adrian Hawkins

**Lead Artist**  
Adonis Stevenson

**Original Game Design**

David Millard  
Benoit Moxon  
James Brooksby  
Lee Brimmicombe-Wood  
Alex Cullum

**Designers**

Benoit Moxon  
Lee Brimmicombe-Wood  
Terry Greer  
Jacqueline Farrow  
Stephen Stanyon  
Paul Nisbett

**Programmers**

James Brewster  
Harry Denholm  
Graham Macdonald  
David Shillito  
Charlie Robson  
Jack Ukleja  
Mark Stanley  
Francesco Corucci

**Artists**

Mark Davies  
Lee Smith  
Owain Cattan  
Jon Goodman  
Stephen Hawes  
Andrew Seyderhelm  
Matt Thomas  
Richard Fornara  
Tony Zottola  
Chris Williams  
Steve Macfarlane

**Lead Animator**

Etienne Jabbour

**Audio Design**

Richard Stevens

**Multiplayer Team**

**Executive Producer**

Mark Washbrook

**Project Manager**

Richard Underhill

**Multiplayer Gameplay & Map Design**

Steve Masters

**Lead Programmer**

Ben Deane

**Lead Artist**

Jamie Field

**Network Programmer**

Rob Withey

## Programmers

Jon Crowther  
Ilan Copelyn

## Artists

Jack Griffin  
Andres Rovina-Roquero

## Animation

Ken Doyle

**Technical Support**  
Jon Vernon

## Q&A

**QA Manager**  
Asod Hobib

**Senior Tester**  
Daniel Webster

## Testers

Nick Codd  
Matt Trumble  
Henrik Carbondier  
Dwayne Buck  
Nicolas Comben  
Jonathan Evans  
Rory Parsons  
Michael Woolgar

## Thanks

Alison Beasley  
James Walton—Freehand  
Geoff Alder—Freehand  
Mark Pittham—SCEE  
Mark James—SCEE  
Charlotte Burgess—SCEE  
Samantha Lee—SCEE  
Peter Harrison—Creative  
Matt Hobbs  
Dan Riley

## Special Thanks

Catherine & Thomas, Love, Helen Bibbmillard, Nona & the Lads, Jennifer for giving up so much to help me pursue my dream, Malcolm and Jacqueline for supporting me as I discovered my dream, & David for helping me plan my dream, Graham's family, friends, and the barstiff at The Wharf and Star Inn, Willy for Herbie, Diana and James Tetley, Ishoni, Harry for his parents, his beb and the loyal FW forum visitors, Adonis Stevenson for his enthusiasm and encouragement throughout the project, Jim's Mum & Dad for everything, Stephen Hawes's family & friends, cold beer & loud evil music, Sarah Williams for her support, Hamish Frater for his enthusiasm & Richard Gazzard for his timely interruptions, Caroline Spooner, all Stanyons everywhere, and cake! Shark-infested cake, blue cake, chewy sweets & E numbers.

## Music

Jon Livingstone,  
www.mediatheemes.co.uk

## Script Editing

Simon Jowett

## Casting & Voice Production

AllintheGame Ltd

## Cast

Tom Baker  
..... Narrator  
Brian  
..... BlessedConstantine  
Burt Kwok  
..... Lusha  
Peter Serafinowicz  
..... Ardias  
Sean Pertwee  
..... Severus  
Paul Courtenay  
..... Jhy Tau Trooper  
David Yip  
..... Ko'vash  
Gary Martin  
..... Spore Marine  
Ivan Kaye  
..... Imperials  
Su Lin Looi  
..... Tau Control  
Tom Clarke Hill  
..... Imperials  
Kerry Shale  
..... Chaos

## THQ

## INTERNATIONAL

**Senior Project Manager**

Roger Carpenter

**Project Manager**  
Iain Riches

**Head of European Development**

Mike Gamble

**Head Of Brand Management**

Michael Pattison

**International Marketing**

Mickey Torode  
Emma Ledda  
Sam Forrest  
Jon Brooke  
Olivier Perron  
Aurelie Le Jollec  
Bettina Nann  
Ruediger Moersch  
Daniel Armstrong  
Estelle Cleaver  
Tina Lee  
Paul Donovan

**Manual Localization**

Susanne Dieck  
Bernd "Carni" Kurtz

**Submissions Manager**

Florence Kum

**THQ US**

**Product Development**

**Executive Vice President—Worldwide Studios**

Jack Sorensen

**Vice President—Development**

Philip Holt

**Director—Project Management**

Richard Browne

**Director—Creative Management**

Jim Boone

**Project Coordinator—Project Management**

Jason Garwood

**Associate Creative Manager—Creative Management**

Greg Donovan

## QA

**Lead Tester**

Tim Grimoud

**Senior Tester**

Jeremy Gonzagowski

**Testers**

Christopher Goo  
Christopher Singleton  
David Orlich  
Garett Ratliff  
Jason Donaghe  
Jeremy Kilchowski  
Jonathan Katz  
Luis Sanchez  
Roy Ploesser

**First Party Supervisor**

Jon Sedensky

**First Party Specialist**

Jason Tani  
Lari Arrowood  
Robin Scofield

**QA Technician**

Mario Waibel

**QA Database Administrator**

Jason Roberts

**Director of Quality Assurance**

Monica Valjejo

**Marketing**

**Senior Vice President—Worldwide Marketing**

Peter Dille

**Director, Global Brand Management**

Craig Rechenmacher

**Product Marketing Manager**

Laura Naviaux

**Associate Product Manager**

Jeremy Miller

**Creative Services Director, Creative Services**

Howard Liebeskind

**Senior Manager, Creative Services**

Kathy Helgason

**Associate Creative Services Manager**

Melissa Roth

**Manual Text**

Richard Dal Porto

**Packaging Layout & Design**

Origin Studios

**Public Relations**

**Director, Media Relations**

Liz Pieri

**Media Relations Manager**

Reilly Brennan

**Associate Media Relations Managers**

Erik Reynolds  
Kathy Mendoza

**GAMES WORKSHOP**

**Producer and Project Manager**

Erik Mogensen

**Head of New Business Development**

Jon Gillard

**Group Intellectual Property Manager**

Alan Merrett

**Project Coordinator**

Alan Richmond

**GWJ Concept and Design**

Jim Butler, Andy Chambers,  
Paul Dainton, Dave  
Gallagher, Jon Gillard, Jes  
Goodwin, Alan Merrett, Erik  
Mogensen, Gav Thorpe.

**Special Thanks to:**

John Blanche, Max Bottrell,  
Rowland Cox, Marc  
Gascoigne, James Hinton,  
Ewan Lamont, Chris Lucas,  
Adam O'Brien, Rick Priestley,  
Hugo Pritchard, Livy  
Sjollemo, Andy Thomas, Mark  
Worthington and the French,  
German, Spanish and Italian  
Games Workshop studios for  
their translation work!


**Raptor Art**

by Clint Langley,  
courtesy the Block Library  
(www.blocklibrary.com)

The communication function  
of this product includes  
software developed by the  
NetBSD Foundation, Inc. and  
its contributors.

For a complete list of  
contributors please see  
LIBEENET.TXT in the disc.

IT'S AN ALTERED WORLD.  
LEARN TO ADAPT.



INSTANTLY MORPH INTO 3 DIFFERENT FORMS: SWORD FORM, GUN FORM AND STEALTH FORM



USE TIME DILATION TO STOP TIME AND CUE UP INSANE COMBOS



INTENSE ACTION SET IN A UNIQUE UNIVERSE

"ALTER ECHO COULD BE ONE OF THE MOST ORIGINAL, IMAGINATIVE, VISCERAL, AND BEST OF ALL, FUN GAMES WE'VE EVER SEEN."  
-PSX2.COM

# alter echo™



Fantasy Violence



PlayStation 2




www.thq.com

Alter Echo™ — © 2003 THQ Inc. Developed by Outrage Games. Alter Echo, Outrage, THQ and their respective logos are trademarks and/or registered trademarks of THQ Inc. All rights reserved. All other trademarks, logos and copyrights are the property of their respective owners. "PlayStation" and the "PS" Family logo are registered trademarks of Sony Computer Entertainment Inc.

# FOR THE GREATER GOOD

YOU'VE PLAYED THE GAME, NOW GO DEEPER INTO THE  
ACTION WITH THIS AWESOME FIRE WARRIOR NOVEL!



Get inside the mind of young Tau Fire Warrior Kais  
and follow his epic mission as he struggles to free the  
sacred Ethereal from the clutches of the dreaded Imperium!

Only £6.99/\$7.99 • ISBN: 1-84416-010-6

For more action and adventure from the 41st millenium visit [www.blacklibrary.com](http://www.blacklibrary.com)



WARHAMMER  
40,000

# FIRE WARRIOR



This new figure in the Warhammer® 40,000 Collectibles range of figures is a Tau Fire Warrior with Pulse Rifle. Based on the character KAIS from the awesome video game FIRE WARRIOR by THQ, it is a limited edition collectible of 5000.

Every Figure is hand painted and hand numbered, each coming in a full color window box with detail pictures and equipment specifications. It stands approximately 11.5cm high.

You can find out more about Kais or other figures from the range and buy direct at;

**Limited Edition**

**[www.warpartefacts.com](http://www.warpartefacts.com)**

# ONLINE USER AGREEMENT

PLEASE READ THE ENTIRE AGREEMENT AND INDICATE WHETHER OR NOT YOU AGREE TO ITS TERMS BY SELECTING "ACCEPT" OR BY SELECTING "CANCEL" AT THE BOTTOM OF THIS SCREEN IF YOU DO NOT ACCEPT THIS LICENSE. IF YOU SELECT "CANCEL" YOU WILL NOT BE ABLE TO PLAY WARHAMMER 40,000: FIRE WARRIOR ONLINE.

1. This End User License Agreement is a legal document between you and THQ Inc. ("THQ"). If you reside in the United States, this Agreement can be accepted only by an adult 18 years or older. By selecting "ACCEPT", you affirm that you have agreed to the terms set forth below and if you reside in the United States you agree that you are an adult 18 years or older and you are accepting this Agreement on your own behalf or on behalf of your minor child.
2. Based on the United States rating system, this game is rated "M" for Mature with "blood and gore" and "violence" by the Entertainment Software Rating Board. If you are under 17 or if you do not wish to be exposed to violent subject matter, please do not play. If you reside outside of the United States, please consult the packaging and instruction manual for ratings information in your territory.
3. Before you begin to play, you can choose to create a user name. Choose a pseudonym for your user name to protect your identity. Your user name will automatically be saved to facilitate future game play only. You agree that you have no expectation of privacy or confidentiality in the personal information you may intentionally or unintentionally disclose through login, game play and chat. This game will not ask you for any personally identifying information. You should avoid saying anything personally identifying in chat. You agree that THQ has no liability for any violation of this Agreement by you or by any other player.
4. When you play, you agree to be respectful of your fellow players and never to engage in any behaviour that would be abusive or offensive to other players, disruptive of the game experience, fraudulent or otherwise illegal. This includes but is not limited to:
  - (a) Harassing or intimidating other players while playing this game;
  - (b) Selecting a name or creating any other content that is racially, ethnically or religiously offensive, sexually abusive, obscene or defamatory
  - (c) Using a screen name that is the real name of any other person;
  - (d) Making a false report of player abuse;
  - (e) Violating any local, state or national law including but not limited to laws related to copyright, trademark, defamation, invasion of privacy and identity theft.

THQ reserves the right in its sole discretion to terminate your account if you violate this Agreement.

5. Subject to the terms of this Agreement, THQ grants you a non-exclusive right to use the software for online gaming play on a PlayStation<sup>2</sup> computer entertainment system. There is no license to download game content other than what is necessary to facilitate game play.
6. This Software uses "DNAS" (Dynamic Network Authentication System), a proprietary authentication system created by Sony Computer Entertainment Inc. ("SCEI"). "DNAS" retrieves information about a user's hardware and software for authentication, copy protection, account blocking, system, rules, or game management and other purposes. The information collected does not identify the user personally. A PUBLISHER CAN COMBINE THIS INFORMATION WITH PERSONALLY IDENTIFYING INFORMATION FROM THE PUBLISHER'S RECORDS IF THE USER PROVIDES THE PERSONALLY IDENTIFYING INFORMATION. BEFORE PROVIDING ANY PERSONAL INFORMATION TO A PUBLISHER PLEASE BE SURE TO REVIEW THE PUBLISHER'S PRIVACY POLICY AND TERMS AND CONDITIONS OF USE. DO NOT PROVIDE PERSONALLY IDENTIFYING INFORMATION TO A PUBLISHER UNLESS YOU ACCEPT THE CONDITIONS OF USE AND TERMS OF THEIR PRIVACY POLICY. SCEI, Sony Computer Entertainment America ("SCEA") and their affiliates cannot guarantee the continuous operation of the "DNAS" servers. SCEA shall not be liable for any delay or failure of the "DNAS" servers to perform. If you receive a message during login identifying a "DNAS" authentication error, please contact SCEA Consumer Services at 1-866-466-5333. For additional information concerning "DNAS", visit [www.us.playstation.com/DNAS](http://www.us.playstation.com/DNAS). In the event of a systems incompatibility or inoperability with DNAS, the sole liability of SCEI, SCEA and their affiliates shall be limited to the repair or replacement of the user's affected, game software, console or peripherals at the option of SCEA. SCEA, its parents, affiliates, or licensed Publishers shall not be liable for any delays, system failures, authentication failures, or system outages, which may, from time to time, affect online game play or access thereto.
7. THIS SOFTWARE IS PROVIDED "AS IS" AND, TO THE MAXIMUM EXTENT PROVIDED UNDER LAW, THQ DISCLAIMS ALL WARRANTIES OF ANY KIND, WHETHER EXPRESS OR IMPLIED, INCLUDING BUT NOT LIMITED TO ANY WARRANTIES OF MERCHANTABILITY OR FITNESS FOR A PARTICULAR PURPOSE. Without limiting the foregoing, THQ does not guarantee that you will be able to play WARHAMMER 40,000 FIRE WARRIOR ONLINE at any time you want. From time to time, there may be problems related to access, delay and failure to perform that are beyond the reasonable control of THQ. In the event of a dispute regarding your use of the software or your access to or use of the Internet, you agree that the sole liability of THQ and its affiliated companies will be limited to repair or replacement of this software.
8. This Agreement shall be construed and interpreted in accordance with the laws of the State of California applying to contracts fully executed and performed within the State of California. Both parties submit to personal jurisdiction in California and further agree that any dispute arising from or relating to this Agreement shall be brought in a court within Los Angeles County, California.
9. In the unlikely event of a problem with your product ("Product"), you may only need simple instructions to correct the problem. Please contact the THQ Customer Service Department at (818) 880-0456 or on the web at <http://www.thq.com>. Live Customer Service Representatives are available to help you Monday through Friday 9am to 5pm PST or you can use our automated systems by phone or on the web 24 hours a day, 7 days a week. For customer service in the United Kingdom, please contact the THQ International Ltd. Customer Service Department at +44 (0) 870 608 0047 (national/international call rates apply) or on the web at <http://www.thq.co.uk> and click on Support. Live Customer Service Representatives are available to help you Monday - Friday from 08:00 to 19:00 GMT, and Saturday from 09:00 to 17:00 GMT. For customer support in all other countries, please consult the packaging and instruction manual for customer support information in your area. THQ in its sole discretion may modify the terms of this Agreement at any time. By accepting this Agreement and by playing the game online, you agree to be bound by all current terms of the Agreement. For a printed copy of this Agreement, go to <http://www.thq.com>.

# LIMITED WARRANTY

## Warranty and Service Information

In the unlikely event of a problem with your product ("Product"), you may only need simple instructions to correct the problem. Please contact the THQ Inc. ("THQ") Customer Service Department at (818) 880-0456 or on the web at <http://www.thq.com> before returning the Product to a retailer. Live Customer Service Representatives are available to help you Monday through Friday 9am to 5pm PST or you can use our automated systems by phone or on the web 24 hours a day, 7 days a week. Please do not send any Product to THQ without contacting us first. Your 5 digit Product Code is **46027**. Please use this code to identify your Product when contacting us.

## Limited Warranty

THQ warrants to the best of THQ's ability to the original consumer purchaser of the Product that the medium on which the Product is recorded shall be free from defects in materials and workmanship for a period of ninety (90) days from the original date of purchase. The Product is sold "as is," without express or implied warranty of any kind, and THQ is not responsible for any losses or damages of any kind resulting from use of this Product. If a defect occurs during this ninety (90) day warranty period, THQ will either repair or replace, at THQ's option, the Product free of charge. In the event that the Product is no longer available, THQ may, in its sole discretion, replace the Product with a Product of comparable value. The original purchaser is entitled to this warranty only if the date of purchase is registered at point of sale or the consumer can demonstrate, to THQ's satisfaction, that the product was purchased within the last ninety (90) days.

## To receive warranty service:

Notify the THQ Customer Service Department of the problem requiring warranty service by calling (818) 880-0456 or on the web at <http://www.thq.com>. If the THQ service technician is unable to solve the problem by phone or on the web via e-mail, he will authorize you to return the Product, at your risk of damage, freight and insurance prepaid by you, together with your dated sales slip or similar proof-of-purchase within the ninety (90) day warranty period to:

THQ Inc.  
Customer Service Department  
27001 Agoura Road, Suite 270  
Calabasas Hills, CA 91301

THQ is not responsible for unauthorized returns of Product and reserves the right to send such unauthorized returns back to customers.

This warranty shall not be applicable and shall be void if: (a) the defect in the Product has arisen through abuse, unreasonable use, mistreatment or neglect; (b) the Product is used with products not sold or licensed by SCEA or THQ (including but not limited to, non-licensed game enhancement and copier devices, adapters and power supplies); (c) the Product is used for commercial purposes (including rental); (d) the Product is modified or tampered with; (e) the Product's serial number has been altered, defaced or removed.

## Repairs after Expiration of Warranty

After the ninety (90) day warranty period, defective Product may be replaced in the United States and Canada for US\$25.00. The original purchaser is entitled to the replacement of defective Product for a fee, only if proof of purchase is provided to THQ. Make checks payable to THQ Inc. and return the product along with the original proof of purchase to the address listed above.

## Warranty Limitations

THIS WARRANTY IS IN LIEU OF ALL OTHER WARRANTIES AND REPRESENTATIONS. NO OTHER WARRANTIES OR REPRESENTATIONS OR CLAIMS OF ANY NATURE SHALL BE BINDING ON OR OBLIGATE THQ. ANY APPLICABLE IMPLIED WARRANTIES OR REPRESENTATIONS, INCLUDING WARRANTIES OF MERCHANTABILITY AND FITNESS FOR A PARTICULAR PURPOSE ARE HEREBY LIMITED TO NINETY (90) DAYS FROM THE DATE OF PURCHASE AND ARE SUBJECT TO THE CONDITIONS SET FORTH HEREIN. IN NO EVENT SHALL THQ BE LIABLE FOR CONSEQUENTIAL OR INCIDENTAL DAMAGES RESULTING FROM THE BREACH OF ANY EXPRESS OR IMPLIED WARRANTIES.

The provisions of this warranty are valid in the United States only. Some states do not allow limitations on how long an implied warranty lasts or exclusion of consequential or incidental damages, so the above limitations and exclusions may not apply to you. This warranty gives you specific legal rights, and you may also have other rights, which may vary, from state to state.

## Warning

Copying of this Product or any of its contents or elements is illegal and is prohibited by United States and international copyright laws. Back-up or archival copies of this Product or any of its contents or elements are not authorized and are not necessary to protect your Product. United States and international copyright laws also protect this manual and other printed matter accompanying this Product. Violators will be prosecuted.



RSA BSAFE® SSL-C and Crypto-C software from RSA security Inc. have been installed. RSA is a registered trademark of RSA Security Inc. BSAFE is a registered trademark of RSA Security Inc. in the United States and other countries. RSA Security Inc. All rights reserved.

This software uses "DNAS" (Dynamic Network Authentication System), a proprietary authentication system created by Sony Computer Entertainment Inc. to provide security and to help protect copyrighted content. The unauthorized transfer, exhibition, export, import or transmission of programs and devices circumventing its authentication scheme may be prohibited by law. For additional information see [www.us.playstation.com/DNAS](http://www.us.playstation.com/DNAS).

AVAILABLE FALL 2003

# SPHINX

## AND THE CURSED MUMMY™



Fantasy Violence



PlayStation®2

THQ Inc., 27001 Agoura Road, Suite 270, Calabasas Hills, California 91301

All materials © Copyright Games Workshop Limited 2003 unless otherwise stated. All Rights Reserved. Fire Warrior, the Fire Warrior logo, the GWI logo, Games Workshop, the Games Workshop logo, Kais, Space Marine, Space Marine chapter logos, Tau, the Tau caste designations, Warhammer, Warhammer 40,000 Device and all associated races, race insignia, marks, places, characters, illustrations and images from the Fire Warrior game and the Warhammer 40,000 universe are either ©, ™ and/or © Games Workshop Ltd 2000-2003, variably registered in the UK and other countries around the world, and used under license. All Rights Reserved. Developed by Kuju Entertainment Ltd. Kuju is a trademark of Kuju Entertainment Ltd. All rights reserved. This product contains software technology licensed from GameSpy Industries, Inc. © 1999 - 2003 GameSpy Industries, Inc. All rights reserved. The Source Code for the Fire Warrior game © 2003 THQ Inc. THQ and the THQ logo are trademarks and/or registered trademarks of THQ Inc. All Rights Reserved. All other trademarks are the property of their respective owners.

Sphinx and the Misfortunate Mummy © 2003 Eurocom Developments, Ltd. Sphinx and the Misfortunate Mummy, Eurocom and the respective logos are trademarks and/or registered trademarks of Eurocom Developments, Ltd. Exclusively licensed to and published by THQ. THQ and the THQ logo are trademarks and/or registered trademarks of THQ Inc. All Rights Reserved. All other trademarks, logos and copyrights are property of their respective owners.

Licensed for play on PlayStation 2 computer entertainment systems with the NTSC U/C designation only. "PlayStation" and the "PS" Family logo are registered trademarks of Sony Computer Entertainment Inc. The ratings icon is a trademark of the Interactive Digital Software Association. Manufactured and printed in the U.S.A. THIS SOFTWARE IS COMPATIBLE WITH PLAYSTATION 2 CONSOLES WITH THE NTSC U/C DESIGNATION. U.S. AND FOREIGN PATENTS PENDING.

**THQ**  
www.thq.com